

ecoAIR⁺ 6-24 PRO



- Modulating thermal power control within a wide range (22-100%) and modulating flow rate control of the production circuit (20-100%).
- Natural refrigerant R290 : GWP 3.
- Inverter technology and scroll compressor.
- Compact design including the production circulation pump in the outdoor unit. Hydraulic connection within the outdoor unit and the indoor unit.
- Integrated management of up to 3 different emission temperatures, 2 buffer tanks (heating and cooling), 1 DHW tank, 1 pool and hourly control of DHW recirculation.
- Integrated management of simultaneous heating/cooling emission, according to scheme.
- Integrated management of external On/Off or modulating auxiliary systems, such as electrical heaters, On/Off boilers or modulating boilers.
- Integrated active cooling.
- Selection of the indoor unit depending on the installation needs.
- Three-phase version available.
- Integrated photovoltaic hybridisation.
- Integrated energy meters to measure the electrical consumption, the heating/cooling thermal power, the COP and the monthly and annual SPF.

SPECIFICATIONS ecoAIR ⁺ 6-24 PRO		UNITS	
APPLICATION	Place of installation	-	Outdoors
	Type of brine system ¹	-	Air source
	DHW, Heating and Pool	-	✓
	Integrated Active cooling	-	✓
PERFORMANCE	Modulation range of the compressor	%	22 to 100
	Heating power output ² , A7W35	kW	4,8 to 27,5
	COP ² , A7W35	-	5,1
	Heating power output ² , A7W55	kW	6,5 – 25,9
	COP ² , A7W55	-	3,2
	Active cooling power output ² , A35W7	kW	4,7 to 20,5
	EER ² , A35W7	-	3,6
	Max. DHW temperature without / with support ⁵	°C	78 / 80
	Noise power emission level ⁶	db	63
	Energy label / r/s / SCOP W35 average climate control	-	A+++ / 184 % / 4,58
Energy label / r/s / SCOP W55 average climate control	-	A++ / 140% / 3,47	
OPERATION LIMITS	Distribution / Set heating outlet temperature range	°C	10 to 78 / 20 to 70
	Distribution / Set cooling outlet temperature range	°C	5 to 35 / 7
	Outdoor temperature range	°C	-20 - 50
	Minimum / Maximum refrigerant circuit pressure	bar	0,5 / 25,5
	Production circuit pressure	bar	0,5 to 6,0
WORKING FLUIDS	R290 Refrigerant load	kg	1,75
	Compressor oil type / load	kg	RFL68 EP / 1,18
	Air flow (75% fan)	m ³ /h	TBD
CONTROL ELECTRICAL DATA	1/N/PE 230 V / 50-60 Hz ⁸	-	✓
	Maximum recommended external protection ⁹	-	C5A
	Transformer primary circuit fuse	A	0,5
ELECTRICAL DATA: THREE-PHASE	Transformer secondary circuit fuse	A	2,5
	3/N/PE 400 V / 50-60Hz ⁸	-	✓
	Maximum recommended external protection ⁹	-	C32A
	Maximum consumption ² , A7W35	kW / A	6,81 / 9,9
	Maximum consumption ² , A7W55	kW / A	9,12 / 13,2
	Minimum / Maximum starting current ⁷	A	3 / 12
DIMENSIONS/WEIGHT	Correction of cosine Ø	-	0,80 / 1
	Height x width x depth	mm	1675x1430x640
	Empty weight (without assembly)	kg	266

1. Outdoor air-to-water monobloc unit.

2. In compliance with EN 14511, this includes the consumption of the circulation pumps and the compressor driver.

3. Considering production flow rate in compliance with EN 14511.

4. Considering a heat slope from 20°C to 50°C in absence of consumption.

5. Considering support provided by the emergency electrical heater.

6. In compliance with EN 12102.

7. Starting current depends on the working conditions

of the hydraulic circuits.

8. The admissible voltage range for proper operation of the heat pump is ±10%.

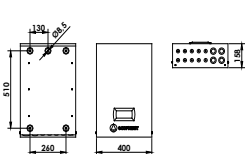
9. Maximum consumption can vary significantly according to working conditions, or if the compressor's operation range is restricted. Consult

the technical service manual for more detailed information.

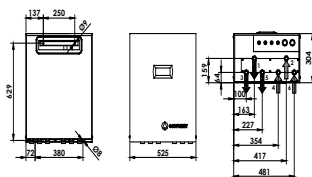
10. Certification in process.

11. Provisional information.

Dimensions and hydraulic connections

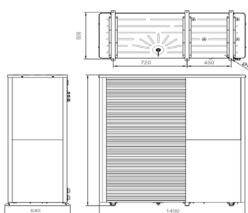


CM

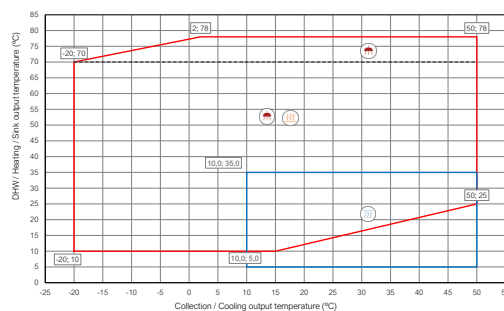


Hidrokit

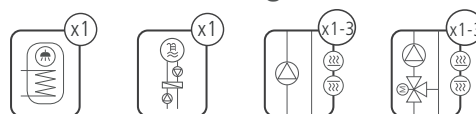
Outdoor unit - ecoAIR+



Operational chart

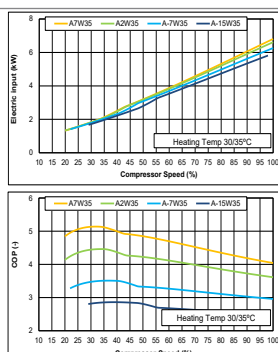
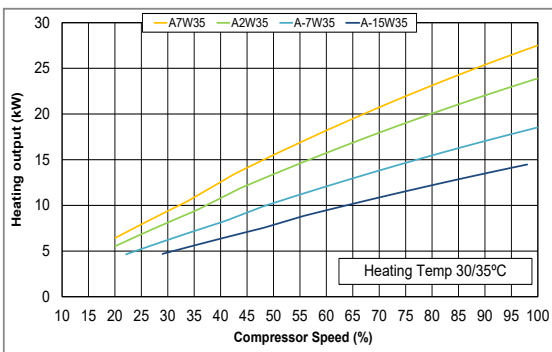


Installation management



Performance curves

Thermal performance



Hydraulic performance

